



Sustainable Model Portfolio Service LGT WM Sustainable Defensive

May 2026



Portfolio information

Launch date	1 November 2018
Min cash holding	2.00%
Annual management charge	0.25%
OCF	0.41%

There will be an additional 0.25%pa charge (no VAT) if LGT Wealth Management are asked to act as custodian and a third party platform is not used.

Investment highlights

April was defined by a strong recovery as markets shrugged off geopolitical tensions. US markets led performance, driven largely by reinvigorated enthusiasm around artificial intelligence. Semiconductor stocks were the standout, with the Philadelphia Semiconductor Index surging close to 40% as investors continued to price in long-term structural growth in AI infrastructure. Europe and the UK recovered a bit slower, reflecting higher sensitivity to energy prices and weaker investor sentiment, while Asian markets posted steady gains.

Oil remained the key macro driver throughout the month. Price swings reflected shifting geopolitical expectations, but the broader impact was seen in inflation data, with US headline inflation rising to 3.3% due to energy costs, while core inflation stayed more contained. Central banks held rates steady across the US, UK and Europe, but messaging turned more cautious. Policymakers remain alert to the inflationary impact of energy markets, and the path for rate cuts is now less certain. Overall, there was relief felt in markets in April, but they remain highly sensitive to geopolitics, energy prices and policy signals.

About LGT Wealth Management UK

A UK-based wealth management firm, founded in 2008 to provide a transparent offering to clients and their

Assets under management:

£30.5 billion* LGT Wealth Management

£325 billion* LGT Group

LGT Bank credit ratings:

A+ Standard & Poors

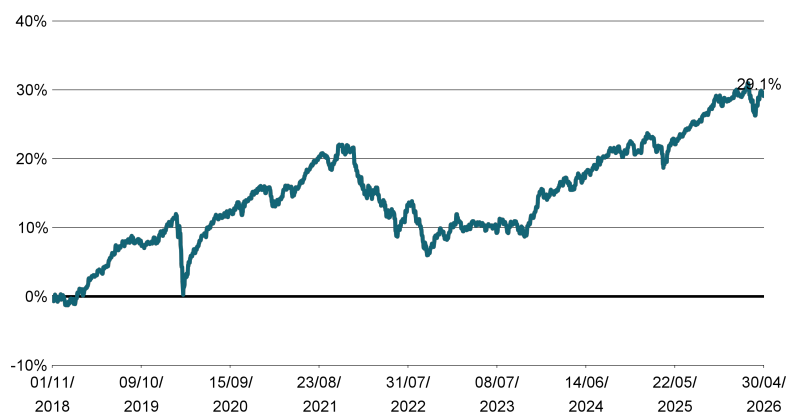
Aa2 Moody's

*As at June 2025

Model description

The objective of this portfolio is to preserve capital. The portfolio is diversified across a range of asset classes but with a low overall allocation to funds investing in equities (expected to be no greater than 35%) and other risk assets. Target Volatility: 2.8% - 5.0%. The portfolio is invested in line with the LGT WM Sustainable investment Framework, which aims to identify companies and assets with strong sustainability characteristics as well as those that provide solutions to environmental and social challenges. The portfolios have formal exclusions on controversial weapons, thermal coal, alcohol and tobacco.

Performance since inception



Source: Morningstar

Performance and volatility

12 month rolling performance as at end of April 2026

3 month	6 month	1 year	3 year	5 year	Since inception
0.07%	0.18%	6.11%	16.80%	11.52%	29.13%

	Target	Realised (Since Inception)
Volatility	2.8 to 5%	3.81%
Return	3.5 to 6.5%	3.47%
Potential drawdown	-5.0%	-11.94%
Yield		
Assumed yield		2.28%
Dividend		32%
Savings		68%

Where targets are given, these are for indication purposes only; the actual figures achieved could be more or less than the ranges given. Source: Morningstar. Net of underlying fund costs, gross of all other charges. Source: Figaro. Fixed Income considered saving income, all other asset classes (bar cash) considered dividend income.

Asset allocation



Fixed interest	59%
UK equity	0%
Overseas equity	22%
Alternatives	10%
Cash	9%

Full Holdings

Vontobel Sustainable Short Term Bond	10.00%	Lazard Global Sustainable Equity Fund	3.00%
Trojan Ethical	9.75%	Sparinvest Ethical Global Value	3.00%
Brown Advisory Global Sustainable Bond	9.25%	AB Sustainable US Tmtc	2.75%
Vanguard US Govt Bond Index	7.00%	Mirova US Sustainable Equity	2.75%
Rathbone Ethical Bond	7.00%	Cash	2.00%
ICS Sterling Liquidity	7.00%	HC Global Equity	1.50%
L&G All Stocks Gilt Index	6.00%	Morgan Stanley Global Sustain	1.50%
Threadneedle UK Social Bond	6.00%	Foresight Global Real Infrastructure	1.50%
L&G Global Inflation Linked Bond Index	5.50%		
CG Dollar	4.50%		
Mirova Euro Short Term Sustainable	4.00%		
Schroder Global Sustainable Value	3.00%		
Janus Henderson Global Sustainable Equity	3.00%		

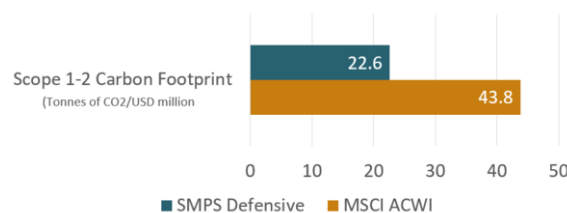
Portfolio ESG Score

The ESG score, determined by LGT's in house sustainability rating tool, integrates a data-based assessment of a company's corporate ESG profile, product impact, and controversies. The score ranges from 0 to 100. The portfolio score is an aggregation of the scores of the underlying holdings, which we translate into a star rating ranging from 1 to 5 stars. The SMPS looks to invest primarily in assets scoring 4 and 5 stars and assets scoring 1 and 2 stars will be excluded.

	ESG Score	Coverage
Portfolio	72.7	88%
MSCI ACWI reference index	64.2	99%
Portfolio star rating	★★★★★	

Portfolio Carbon Emissions

Shows the emissions generated by portfolio holdings. The portfolio emissions are shown relative to the global equity market, using the MSCI ACWI as a comparator.



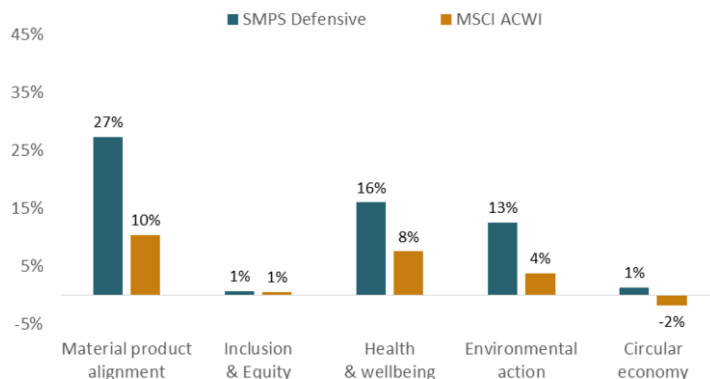
Portfolio pillar mapping

As part of our sustainable investment framework, we have defined four core pillars that guide our investments. We believe these pillars are fundamental to building healthier societies and cleaner economies. Below, we present the pillars along with examples of related product and service categories.

- ◆ **Inclusion & Equity:** Education services, access to finance
- ◆ **Health & Wellbeing:** Healthcare products, health insurance
- ◆ **Environmental action:** Renewable energy, sustainable agriculture
- ◆ **Circular economy:** Recycling and material reuse

We assess the proportion of equity holdings that are contributing to our sustainable framework's four pillars through the provision of aligned products and services, considering both positive and negative impacts, leveraging ISS ESG data.


The 'Material product alignment' in the chart shows the net percentage of companies within the portfolio that contribute (or obstruct) to any sustainable investment pillars, which we then compare against the MSCI ACWI. The contribution to each pillar is also calculated.



Further information on the methodology and data used can be found here:

[LGT sustainability data](#)

[Pillar mapping](#)



Get in touch

Please feel free to contact a member of our team should you require any further information

Phone: +44 (0)20 3207 8484

Email: advisersolutions@lgt.com



Important information

LGT Wealth Management's fees for the management of model portfolios should be VAT exempt and it treats such fees accordingly. However, the firm is aware that the VAT liability of model portfolio management services is due to be reviewed by HM Revenue & Customs. If it is determined that such services should be subject to VAT, it will be necessary for LGT Wealth Management to add VAT to its fees.

The performance of actual portfolios linked to this Model Portfolio may differ from the performance of the Model Portfolio shown herein due to certain funds contained in the Model Portfolios not being made available for investment into actual portfolios by some investment platforms, the variation in timing of the initial investment or rebalancing differences resulting from minimum transaction size limits on the investment platform.

The Model Portfolio Service is not a financial instrument. The portfolio will consist of financial instruments, which when considered together as the Model Portfolio Service have a target market consistent with the needs of retail clients. This publication is marketing material. It is for information purposes only. The information presented herein is for illustrative purposes only and does not provide sufficient information on which to make an informed investment decision. This document is not intended and should not be construed as an offer, solicitation or recommendation to buy or sell any specific investments or participate in any investment (or other) strategy. It is recommended that potential investors should seek advice concerning the suitability of any investment from their Financial Adviser. Potential investors should be aware that past performance is not an indication of future performance and the value of investments and the income derived from them may fluctuate and they may not receive back the amount they originally invested. The tax treatment of investments depends on each investor's individual circumstances and is subject to changes in tax legislation. The performance of actual portfolios linked to this Model Portfolio may differ from the performance of the Model Portfolio shown herein due to the variation in timing of the initial investment or rebalancing differences resulting from minimum transaction size limits on the investment platform. The Ongoing Charge Figure is variable and is for example purposes only. The information in this factsheet is for private circulation only and though it is believed to be correct it cannot be guaranteed. No representation or warranty (express or otherwise) is given as to the accuracy or completeness of the information contained in this factsheet and LGT Wealth Management UK LLP ("LGT Wealth Management") and its partners and employees accept no liability for the consequences of your acting upon the information contained herein.

LGT Wealth Management UK LLP is a Limited Liability Partnership registered in England and Wales. Registration number OC329392. LGT Wealth Management is authorised and regulated by the Financial Conduct Authority and is a member of the London Stock Exchange.